

POMONA VALLEY TRANSPORTATION AUTHORITY

WEDNESDAY APRIL 14, 2021

REGULAR BOARD OF DIRECTORS MEETING MINUTES

Present:

Claremont

Corey Calaycay, Councilmember
Kristin Mikula, Community Services

La Verne

Muir Davis, Councilmember
James Ranells, Assistant to the City Manager

Pomona

Jizelle Campos, Public Works
Nora Garcia, Councilmember
Elizabeth Ontiveros-Cole, Councilmember

San Dimas

Brad McKinney, Assistant City Manager
Denis Bertone, Councilmember

PVTA

George Sparks, Administrator
Nicole Carranza, Sr. Program Manager
Diana Mendez, Mobility Manager
Erika Cardenas, Mobility Manager

First Transit

Jorge Gonzalez, General Manager

Foothill Transit

Josh Landis, Foothill Transit
Joseph Raquel, Foothill Transit
Doran Barnes, Foothill Transit

1. **Call to Order**

The meeting was called to order at 5:03 p.m. by Corey Calaycay

2. **Consent Calendar**

- A. Minutes (February)
- B. Administrator's Report
- C. Financial Report (February)
- D. Check Register (March)

Action: It was **MOVED** by Denis Bertone, **SECONDED** by Nora Garcia, Board unanimously **VOTED** to approve the consent calendar as presented.

3. **February Operations Report**

Erika Cardenas Presenting

PVTA has been meeting with city staff, local organizations and community partners to help provide equitable access to vaccine sites. Free rides to and from all vaccine sites were offered and provided to local residents. Mobility Managers have also called riders to offer a vaccine appointment and a free ride to their appointment. Ridership continues to increase steadily by about 30% during the month of February. Phone calls are being monitored and documented to check for quality purposes. Customer service quality is of high importance during the call monitoring.

4. **Updated Budget FY 2022**

Nicole Carranza Presenting:

The budget has been previewed by the PVTA technical committee. The budget update process includes the projected revenues and expenses for 2022. New revenues from the stimulus were included. Budget modifications would reduce city contributions by about \$1 million to Get About. This would be due to the \$400,000 in CRRSAA funding, PVTA also had a board adopted policy that allows PVTA to hold 30% of operating cost in reserves. Other changes include the decrease in fare revenue and operating cost.

5. **Covid Response Update**

Diana Mendez presenting:


PVTA took several measures at the beginning of the COVID-19 pandemic to ensure the safety of its drivers and riders. Administrative staff was allowed to work from home and Transit Store hours were changed to an appointment only basis. The mask mandates were strictly enforced as was the social distancing in all vehicles. Share rides were limited or eliminated altogether, a fare waiver was also put into place in March of 2020. Center for Disease Control (CDC) and World Health Organization (WHO) recommendations were also used as safety guides. Sanitizing and disinfecting measures were carefully followed at the end of each shift and in between rides.

PVTA is recommending resumption of fares on its Get About and Claremont Dial a Ride services effective July 1, 2021. This is based on the decrease of Covid-19 cases and the County of Los Angeles entering into a less restrictive tier.

Action: It was **MOVED** by Denis Bertone, **SECONDED** by Muir Davis, Board unanimously **VOTED** to approve the resumption of fare collection.

6. **Oral - Members of the public may address the board at this time**

7. **Adjourn to the next regular meeting
Wednesday, June 9, 2021 at 5 pm**



Pomona Valley
Transportation
Authority

A partnership of the cities of Claremont, La Verne, Pomona and San Dimas

2120 Foothill Boulevard ■ Suite 116 ■ La Verne California 91750
phone 909-596-7664 fax 909-596-7399

June 9, 2022

**AGENDA
ITEM #2B**

MEMORANDUM

To: Pomona Valley Transportation Authority
From: George L. Sparks, PVT Administrator
Subject: **Administrator's Report-June 2021**

A. Alliance of Local Transit Operators

Local transit operators like PVT are not eligible to receive regional formula funds and FTA 5307 dollar that are allocated to Metro and the municipal operators. These services depend primarily on local return funds. There are 43 local systems in the County serving 47 cities. Local operators include some larger programs, such as, Pasadena and the Glendale Beeline. When the CARES Act allocated recovery funds to Los Angeles County, the local operators banded together to lobby Metro for a share of these federal dollars. This effort was successful in securing funding generated from both the CARES Act and CRRSAA.

Since that initial effort, these operators have created a formal organization, the Alliance of Local Transit Operators (ALTO). ALTO members provide 18 million rides a year at a cost of \$110 million annually. ALTO is currently actively participating in the Fareless System Initiative process. We also plan to represent local operator interests when Metro is making decisions regarding the allocation of American Rescue Plan funds. Attached is a letter we provided to Metro Board Member, Mayor Sandoval of Pomona that describes the Alliance and the differences between local operators and those receiving regional formula funds.

B. Mobility Manager Update

The mobility managers have worked closely with the City of Pomona to meet community needs as they arise. Some of the projects include vaccine site transportation, calling Pomona residents to offer vaccine appointments and transportation, delivery of activity bags for the senior program, transportation for Perfect Pair Project (free shoes for PUSD students). Mobility Managers called eligible registered PVT riders to offer them an appointment to one of the large vaccine sites or to one of the many pop-up vaccine sites in the city. PVT arranged tours for the large vaccine sites in the City of Pomona and included Pomona staff members on these tours. This was to create a more efficient vaccine experience for anyone using PVT services. There were also regular meetings with the Parks and Recreation Department, Fairplex and with the Mayor's Office.

C. Metro's Fareless System Initiative

The Fareless System Initiative (FSI) was taken up again by the Metro board on March 27th. The modified proposal, presented at the May 27th meeting was for the pilot to begin with free fares for K-12 students and community college students in August 2021. In January 2022, the pilot would expand to include low-income riders who meet Metro's existing low-income qualifications. The pilot would end in June 2023. The plan for the pilot addressed only Metro's services. Metro indicated they were exploring participation by other transit operators within Los Angeles County, but included no specific plan to address funding issues for Municipal and local operators.

In response, the Metro board approved a combination of motions by Mayor Garcetti and Supervisor Hahn. The plan is to move forward with a pilot but not until the conditions in the joint motion are satisfied. Among the requirements included in the board action were:

- 1. Develop an efficient implementation plan enlisting the existing FSI Task Force to focus on implementation.*
- 2. A final funding plan*
- 3. Development of strategies to streamline and simplify the eligibility process.*
- 4. Pursue federal and state opportunities to fund the Fareless System Initiative for both the pilot and permanent program.*
- 5. Municipal and local operators that choose to participate will be fully included and provided the same type of fare subsidy as Metro transit operations.*
- 6. The current fare collection policy shall continue until the Metro Board is satisfied with the financial plan.*
- 7. Report back on the feasibility of using the Federal American Rescue plan funding the pilot.*

The new Metro CEO, Stephanie Wiggins just announced the appointment of a new interim Deputy Executive Officer for the Fareless System Initiative.

D. PVRTA Smartphone Application

We have included funds for the potential introduction of a smartphone application for PVRTA services. The goal is to allow our riders to book trips, pay fares and receive ETA information for any PVRTA service. We are currently reviewing requirements and costs with First Transit. We plan to bring a recommendation to the board as soon as the July meeting. Our current plan is to pilot the application on one service. If successful, the application would be introduced across all PVRTA services. We are looking for the initial launch of the application in early calendar 2022.

F. Zero Emissions Initiatives

The Innovative Clean Transit regulation will begin to affect PVRTA as early as 2026. As the Chair of Metro's Local Transit Systems Subcommittee (LTSS), Nicole Carranza has initiated a Zero Emission Vehicle committee. The ZEV committee includes a network of over 40 operators in collaboration with CARB. The committee works closely with CARB to plan for proper ZEV implementation for smaller operators as well as identifying funding opportunities. PVRTA plans to hire a consultant to assist with the planning of a Zero Emission roll out plan that will benefit the entire 4 city region in FY2022. The consultant will assist with planning for proper charging infrastructure, funding and identifying collaboration opportunities.

There are several aspects to consider when planning for electric:

- ② **Funding** - Collaboration is highly encouraged and beneficial in the planning stage and grant solicitation process. There are a variety of grants available from public to private funding.
- ② **Infrastructure** - Cities will need to consider reconfiguring electric grids to allow for electric conduits to be installed for electric vehicle charging stations.
- ② **EV's in need of charging** - regulation will eventually require a variety of fleets to run on zero emissions like, freight trucks, fleets of vehicles, public transit to personal vehicles. Cities will need to accommodate charging stations for different type of EV's.
- ② **Utility Companies** - Electric, gas and water companies will need to be consulted for power, grid planning, budget planning and funding purposes.
- ② **Sustainability** - The cities will need to decide on the source of energy they would like to implement battery electric or renewable sources such as hydrogen fuel, solar or wind.
- ② **Safety** - Fire department will need to be heavily involved during the infrastructure planning to help prevent and support emergency situations.


PVRTA currently remains in the planning phase and continues to research any new industry developments. Most large agencies like Foothill transit and Metro have been the first to implement certified electric vehicles that meet federal standards. PVRTA has to wait for smaller vehicles to become available. PVRTA has begun work on the more challenging planning aspect which is the search for the proper facility and infrastructure.

Administrator's Report

June 9, 2021

Page Four

PVTA continues to reach out to cities as well as work with our contractors to come up with the proper solution for charging station implementation options. PVTA staff is exploring the possibility of piloting zero emissions vehicle in regular service. We are pursuing the possibility of a demonstration project in Claremont. PVTA will continue to keep the board informed of any future funding solutions and roll out plan developments.



ALLIANCE OF LOCAL TRANSIT OPERATORS

City of Agoura Hills
City of Alhambra
City of Artesia
City of Avalon
City of Azusa
City of Baldwin Park
City of Bell Gardens
City of Beverly Hills
City of Burbank
City of Calabasas
City of Carson
City of Cerritos
City of Covina
City of Culver City
City of Downey
City of Duarte
City of El Monte
City of El Segundo
City of Gardena
City of Glendale
City of Glendora
City of Inglewood
City of La Canada Flintridge
City of Lakewood
City of Lawndale
City of Los Angeles
City of Lynwood
City of Manhattan Beach
City of Monrovia
City of Monterey Park
City of Norwalk
City of Paramount
City of Pasadena
City of Pico Rivera
City of Redondo Beach
City of Rosemead
City of San Fernando
City of Santa Clarita
City of Santa Fe Springs
City of Santa Monica
City of South Gate
City of South Pasadena
City of West Covina
City of West Hollywood
City of Whittier
Los Angeles County DPW
Palos Verdes Peninsula
Transit Authority
Pomona Valley
Transportation Authority

May 18, 2021

Mayor Tim Sandoval
City Hall
505 South Garey Ave.
Pomona, CA 91766

Dear Mayor Sandoval,

We are writing to introduce a newly formed association, the Alliance of Local Transit Operators. The Alliance was formed to advocate on behalf of the vital community transportation services provided by these locally funded programs. The alliance is made up of the 43 local public transit systems representing 47 cities. These local services do not receive the regional and federal funding allocated by Metro to Metro's services and the municipal operators. Instead, these programs are funded primarily by cities using their local return funds. These operators deliver 18 million passenger trips annually and operate 700 vehicles. Local transit operators file National Transit Database (NTD) statistics which are used to allocate federal funding.


Like all the transit operators in Los Angeles County, Alliance members experienced the impacts of the COVID-19 crisis. Local transit systems are providing additional community transit services to those most at risk from the virus and transportation for essential workers. These local systems are experiencing the financial impact of the outbreak in terms of the loss in fare revenue, additional costs for increased daily vehicle cleaning, personal protective equipment for drivers and other employees,

Recognizing the impact of the pandemic on local transit systems, Metro allocated funding made available by the CARES Act and CRRSAA to local operators. As the impact of COVID on transit continues the members of the Alliance are hopeful that Metro will continue to support local transit operators in the allocation of funds provided via the American Rescue Plan.

The 43 transit systems represented by the Alliance look forward to partnering with Metro and the municipal operators in improving transportation in Los Angeles County.

Sincerely,

George L. Sparks
PVRTA Administrator
For the Alliance of Local Transit Operators



Pomona Valley
Transportation
Authority

A partnership of the cities of Claremont, La Verne, Pomona and San Dimas

2120 Foothill Boulevard ■ Suite 116 ■ La Verne California 91750
phone 909-596-7664 fax 909-596-7399

June 9, 2021

**AGENDA
ITEM #2C**

MEMORANDUM

To: Pomona Valley Transportation Authority
From: George L. Sparks, PVRTA Administrator
Subject: **Financial Report through March 2021**

Get About

We have completed the first nine months of FY 2021. The financial picture remains positive. We expect to be able to finish FY 2021 without making use of any of \$475,000 in reserves we programmed into the budget. This allows us to make use of these unspent reserves to reduce member city contributions in FY 2022.

Revenues-We have received the fully executed amendment to our Subregional MOU that allows us to access the full amount of additional funding approved by the Metro board. Metro approved an amount higher than we would normally qualify for as part of their assistance to local operators like PVRTA impacted by the COVID pandemic. Trends are generally positive in most other revenue categories as well. Fare revenue is even with the reduced projections we made to account for Get About's fare waiver. We expect FTA revenues to exceed budgeted levels and interest income is in line with our projections.

Expenses-Due to the extension of restrictions occasioned by the pandemic, our service levels have remained depressed this year, resulting in lower operating costs. Expenses through March remain below the prorated budget. Operating costs for the van side are about \$300,000 below budget. Cab costs are \$300,000 below the prorated budget. We are seeing a slow increase in contractor costs. We expect costs to trend upward for the rest of FY 2021 and for the increases to continue steadily throughout FY 2022.

Claremont Dial-a-Ride

Claremont DAR's costs through December are about \$125,000 below budgeted levels. Claremont costs will remain under the projected budget for the balance of the fiscal year.

San Dimas Dial-a-Cab

Expenses for San Dimas Dial-a-Cab are about \$76,000 below the prorated budget. San Dimas expenses are expected to continue below budgeted levels.

Pomona Group

Pomona Group costs are running \$3,000 below the prorated budget.

PVTA Administration

PVTA's administrative costs through March are \$77,000 lower than the budget so far. We expect administrative costs to run below the prorated budget in the coming months and to finish the fiscal year within the budget.

**2020-21
GET ABOUT**

	Approved Budget <u>2020-21</u>	Current Month <u>Mar-21</u>	YTD 7/1/2020 <u>3/31/2021</u>	Prorated Budget
<u>Revenues</u>				
Fares	35,000	3,401	26,038	26,250
Subregional Incentive	1,150,000	0	159,052	862,500
Interest & Miscellaneous Income	20,000	216	12,110	15,000
Reserves	475,000	0	0	356,250
New Freedom FTA 5310	0	0	11,218	0
New Freedom FTA 5317	55,000	17,560	29,303	41,250
Prop. A				
Claremont	228,595	0	171,447	171,446
La Verne	246,045	0	184,534	184,534
Pomona	1,130,760	0	848,106	848,070
San Dimas	<u>139,600</u>	<u>0</u>	<u>104,700</u>	<u>104,700</u>
Total Local Return	1,745,000	0	1,308,787	1,308,750
Total Revenue	3,480,000	21,177	1,546,508	2,610,000
<u>Expenditures</u>				
<u>Administration</u>				
PVTA Administration	536,000	46,033	333,002	402,000
Consultants & Marketing	<u>24,000</u>	<u>0</u>	<u>2,500</u>	<u>18,000</u>
Total Administration	560,000	46,033	335,502	420,000
<u>Operations</u>				
Van Operation	1,975,000	140,988	1,172,965	1,481,250
Cab Operation	<u>945,000</u>	<u>49,289</u>	<u>391,936</u>	<u>708,750</u>
Total Operation Expense	2,920,000	190,277	1,564,901	2,190,000
Total Get About Expense	3,480,000	236,310	1,900,403	2,610,000

**CLAREMONT
DIAL-A-RIDE**

	Approved Budget <u>2020-21</u>	Current Month <u>Mar-21</u>	YTD 7/1/2020 <u>3/31/2021</u>	Prorated Budget
<u>Revenue</u>				
Fares	8,000	0	0	6,000
Regional Funds	310,000	0	157,917	232,500
Proposition A	<u>35,000</u>	<u>0</u>	<u>34,583</u>	<u>26,250</u>
Total Revenue	353,000	0	192,500	264,750

Expenditures

PVTA Administration	41,000	2,828	25,733	30,750
Cab Operations	195,000	14,379	106,417	146,250
Van Services	75,000	418	6,390	56,250
Marketing	<u>42,000</u>	<u>0</u>	<u>919</u>	<u>31,500</u>
Total Expenditures	353,000	17,625	139,459	264,750

**SAN DIMAS
DIAL-A-CAB**

	Approved Budget <u>2020-21</u>	Current Month <u>Mar-21</u>	YTD 7/1/2020 <u>3/31/2021</u>	Prorated Budget
<u>Revenue</u>				
Fares	10,000	1,084	8,751	7,500
Proposition A	190,000	0	132,000	142,500
Subregional Incentive	<u>95,000</u>	<u>0</u>	<u>12,498</u>	<u>71,250</u>
Total Revenue	295,000	1,084	153,249	221,250

Expenditures


Administration	50,000	3,521	32,005	37,500
Cab Operations	240,000	10,496	112,702	180,000
Marketing	<u>5,000</u>	<u>0</u>	<u>0</u>	<u>3,750</u>
Total Expenditures	295,000	14,017	144,707	221,250

POMONA GROUP

	<u>Approved Budget 2020-21</u>	<u>Current Month Mar-21</u>	<u>YTD 7/1/2020 3/31/2021</u>	<u>Prorated Budget</u>
<u>REVENUE</u>				
Fares	2,000	0	0	1,500
Prop. A	28,000	0	21,000	21,000
Subregional Incentive Funds	<u>12,000</u>	<u>0</u>	<u>3,776</u>	<u>9,000</u>
Total Revenues	42,000	0	24,776	31,500
<u>EXPENDITURES</u>				
Administration	3,000	224	4,054	2,250
Contract Cost	38,000	1,151	24,422	28,500
Marketing	<u>1,000</u>	<u>0</u>	<u>0</u>	<u>750</u>
Total Expenditures	42,000	1,375	28,476	31,500

PVRTA ADMINISTRATION

	<u>Approved Budget 2020-21</u>	<u>Current Month Mar-21</u>	<u>YTD 7/1/2020 3/31/2021</u>	<u>Prorated Budget</u>
<u>Revenue</u>				
Administration Charges	630,000	52,605	394,794	472,500
Total Revenue	630,000	52,605	394,794	472,500
<u>Expenditures</u>				
Salaries & Benefits				
Administrator	125,000	14,984	95,850	93,750
Senior Transit Analyst	90,000	11,292	71,975	67,500
Secretary	66,000	8,227	51,753	49,500
Benefits	<u>140,000</u>	<u>7,666</u>	<u>98,332</u>	<u>105,000</u>
Total Salaries & Benefits	421,000	42,169	317,910	315,750
Other Expenditures				
Audit	7,000	0	6,125	5,250
Legal	2,500	0	0	1,875
Telephone	3,500	599	2,831	2,625
Supplies/ADP	5,000	236	4,659	3,750
Insurance	18,000	0	0	13,500
Travel & Conference	7,000	254	3,104	5,250
Rent & Utilities	50,000	4,211	36,939	37,500
Equipment Rent & Maintenance	5,000	68	1,752	3,750
Miscellaneous & Moving Exp.	<u>0</u>	<u>15</u>	<u>308</u>	<u>0</u>
Total Other Expenditures	98,000	5,383	55,718	73,500
Consultants & Marketing	<u>85,000</u>	<u>3,275</u>	<u>9,792</u>	<u>63,750</u>
Total Consultant & Marketing	85,000	3,275	9,792	63,750
<u>Mobility Manager</u>				
Wages	126,000	15,369	94,326	94,500
Benefits	40,000	2,412	19,410	30,000
Rent/Supplies/Start-up	<u>10,000</u>	<u>0</u>	<u>0</u>	<u>7,500</u>
Mobility Manager Total	176,000	17,781	113,736	132,000
Total Admin. & Marketing	780,000	68,608	497,156	585,000
(Less FTA 5310 Mobility Manager)	<u>(150,000)</u>	<u>(16,003)</u>	<u>(102,362)</u>	<u>(112,500)</u>
	630,000	52,605	394,794	472,500



Pomona Valley
Transportation
Authority

A partnership of the cities of Claremont, La Verne, Pomona and San Dimas

2120 Foothill Boulevard ■ Suite 116 ■ La Verne California 91750
phone 909-596-7664 fax 909-596-7399

June 9, 2021

**AGENDA
ITEM #2D**

MEMORANDUM

To: Pomona Valley Transportation Authority
From: Dalal Haddad, Bookkeeper
Subject: **Check Register – April-May**

Attached is a copy of PVTA's check register for April and May. This report lists every check written by PVTA for the period indicated. Each service has a separate General Ledger and Accounts Payable, therefore a separate check register. The name of the service is at the top of the page, beginning with our general fund "Pomona Valley Transportation", then Claremont Dial-a-Ride, Get About Transportation, San Dimas Dial-a-Cab, and Pomona Group.

General Administration costs like office rent, office supplies, and telephone are paid through the Pomona Valley Transportation fund, and then allocated to each service by journal entry.

The columns on the Check Register Report are:

- Check #
- Bank Account – "101" is the General Ledger account number for the PVTA checking account.
- Date – the check was written
- Type – Computer generated check
- Vendor – an abbreviation of the vendor name
- Vendor Name – the payee of the check
- Net Amount – the amount the check was written for; if more than one check was written for a vendor there will be a vendor subtotal also listed. Status – "Outstanding" means the check has not been reconciled (all checks are manually reconciled, so this computer-generated report will always list the checks as "Outstanding")

Date: 5/27/21
Time: 4:35PM

POMONA VALLEY TRANSPORTATION
Accounts Payable Check Register Report
Date: 4/01/21 - 5/31/21

Page: 1

Void Checks/Outstanding Checks
Computer Checks

Check #	Bank Account	Date	Type	Vendor	Vendor Name	Net Amount	Status
000013157	101	4/08/2021	Computer	2120	2120 FOOTHILL PROPERTIES	3,117.82	Outstand
000013158	101	4/08/2021	Computer	BLUES CA	BLUE SHIELD OF CALIFORNIA	4,317.85	Outstand
000013159	101	4/08/2021	Computer	CABCONNEC	CABCONNECT, INC.	200.00	Outstand
000013160	101	4/08/2021	Computer	FOUAD	FOUAD HADDAD	445.50	Outstand
000013161	101	4/08/2021	Computer	JIVE	LOGMEIN COMMUNICATIONS, INC	596.32	Outstand
000013162	101	4/08/2021	Computer	MEDICARE	CMS MEDICARE INSURANCE	445.50	Outstand
000013163	101	4/22/2021	Computer	C DIGITAL	CALIFORNIA DIGITAL SYSTEMS	90.13	Outstand
000013164	101	4/22/2021	Computer	FRONTIER	FRONTIER COMMUNICATIONS	135.34	Outstand
000013165	101	4/22/2021	Computer	PRINCIPAL	PRINCIPAL LIFE INSURANCE COMPANY	370.44	Outstand
000013166	101	4/22/2021	Computer	READY	READY REFRESH BY NESTLE	38.55	Outstand
000013167	101	4/27/2021	Computer	BOA	BUSINESS CARD	678.08	Outstand
000013183	101	5/05/2021	Computer	CABCONNEC	CABCONNECT, INC.	200.00	Outstand
000013184	101	5/05/2021	Computer	JIVE	LOGMEIN COMMUNICATIONS, INC	579.86	Outstand
000013185	101	5/25/2021	Computer	2120	2120 FOOTHILL PROPERTIES	3,242.53	Outstand
000013186	101	5/25/2021	Computer	BLUES CA	BLUE SHIELD OF CALIFORNIA	4,317.85	Outstand
000013187	101	5/25/2021	Computer	BOA	BUSINESS CARD	441.09	Outstand
000013188	101	5/25/2021	Computer	C DIGITAL	CALIFORNIA DIGITAL SYSTEMS	80.79	Outstand
000013189	101	5/25/2021	Computer	CJPIA	CALIFORNIA JPIA	22,611.00	Outstand
000013190	101	5/25/2021	Computer	FRONTIER	FRONTIER COMMUNICATIONS	135.34	Outstand
000013191	101	5/25/2021	Computer	PRINCIPAL	PRINCIPAL LIFE INSURANCE COMPANY	370.44	Outstand
000013192	101	5/25/2021	Computer	READY	READY REFRESH BY NESTLE	34.93	Outstand

Report Totals: 42,449.36

Date: 5/27/21
Time: 4:36PM

CLAREMONT DIAL-A-RIDE
Accounts Payable Check Register Report
Date: 4/01/21 - 5/31/21

Page: 1

Void Checks/Outstanding Checks
Computer Checks

Check #	Bank Account	Date	Type	Vendor	Vendor Name	Net Amount	Status
000013168	101	4/27/2021	Computer	FIRST	FIRST TRANSIT, INC	14,797.49	Outstand

Report Totals: 14,797.49

Date: 5/27/21
Time: 4:37PM

GET ABOUT TRANSPORTATION
Accounts Payable Check Register Report
Date: 4/01/21 - 5/31/21

Page: 1

Void Checks/Outstanding Checks
Computer Checks

Check #	Bank Account	Date	Type	Vendor	Vendor Name	Net Amount	Status
000013169	101	4/27/2021	Computer	FIRST	FIRST TRANSIT, INC	989.00	Outstand
000013170	101	4/27/2021	Computer	FIRST	FIRST TRANSIT, INC	3,837.24	Outstand
000013171	101	4/27/2021	Computer	FIRST	FIRST TRANSIT, INC	1,348.73	Outstand
000013172	101	4/27/2021	Computer	FIRST	FIRST TRANSIT, INC	285.16	Outstand
000013173	101	4/27/2021	Computer	FIRST	FIRST TRANSIT, INC	139,060.41	Outstand
000013174	101	4/27/2021	Computer	FIRST	FIRST TRANSIT, INC	9,190.48	Outstand
000013175	101	4/27/2021	Computer	FIRST	FIRST TRANSIT, INC	19,053.12	Outstand
000013176	101	4/27/2021	Computer	FIRST	FIRST TRANSIT, INC	852.40	Outstand
000013177	101	4/27/2021	Computer	FIRST	FIRST TRANSIT, INC	4,231.90	Outstand
000013178	101	4/27/2021	Computer	FIRST	FIRST TRANSIT, INC	935.82	Outstand
000013179	101	4/27/2021	Computer	FIRST	FIRST TRANSIT, INC	6,311.70	Outstand
000013180	101	4/27/2021	Computer	TOUCH TEL	TOUCH TEL MOBILE	780.00	Outstand

Report Totals: 186,875.96

Date: 5/27/21
Time: 4:37PM

SAN DIMAS DIAL A CAB
Accounts Payable Check Register Report
Date: 4/01/21 - 5/31/21

Void Checks/Outstanding Checks
Computer Checks

Check #	Bank Account	Date	Type	Vendor	Vendor Name	Net Amount	Status
000013181	101	4/27/2021	Computer	FIRST	FIRST TRANSIT, INC.	9,412.88	Outstand

Report Totals: 9,412.88

Date: 5/27/21
Time: 4:38PM

POMONA GROUP SVC
Accounts Payable Check Register Report
Date: 4/01/21 - 5/31/21

Void Checks/Outstanding Checks
Computer Checks

Check #	Bank Account	Date	Type	Vendor	Vendor Name	Net Amount	Status
000013182	101	4/27/2021	Computer	FIRST	FIRST TRANSIT, INC	1,150.66	Outstand

Report Totals: 1,150.66